

# Turn Data into Action with Panopto Knowledge Insights

Get meaningful insights for your company that measure learning outcomes, optimize training and alert leaders when it's time to act.



## See your data, your way to optimize learning outcomes.

While companies today evolve digital training and communication, they need advanced analytics to identify, assess, and monitor video learning initiatives for success. Deeper and more timely analysis of employee engagement and usage data spotlights training effectiveness, identifies knowledge gaps, and ultimately, optimizes your business.

**Panopto Knowledge Insights** for Business delivers critical learning insights on demand with Key Performance Indicators (KPIs) and easy-to-interpret data visualizations. Spot patterns in usage, content, and engagement as you analyze month-over-month and year-over-year trends. Slice and dice data, set alerts, and run system reports from dashboards that turn data into action.

### Get business-wide data views.

Track and measure impact of platform usage, system performance, and content creators with interactive visualizations for easy comprehension. Distill the data you need to optimize learning with charts, graphs, and Key Performance Indicators (KPIs).

### Alert administrators daily.

Never miss important changes in your Panopto storage capacity, system status, or KPIs when you set threshold alerts and notifications via email, Slack, SMS, or webhooks.

### Spot trends that improve training.

Spot training trends quickly, then dig deeper. Dynamic dashboards provide visibility into metrics that empower your content creators, from identifying gaps, assessing engagement, and more.

### Easily share engagement insights.

Stay on top of month-over-month or year-over-year trends to track workforce learning or assess compliance with quickly exported data results in xls, csv, and png formats for easy distribution. Access standard CSV reports on-demand.

### Configure data for workforce goals.

Slice and dice data the way you want to extract insights aligned with your learning goals, from new training roll-outs to onboarding efforts. Flexible filter and search capabilities help drive answers you need.

### Schedule actionable reports.

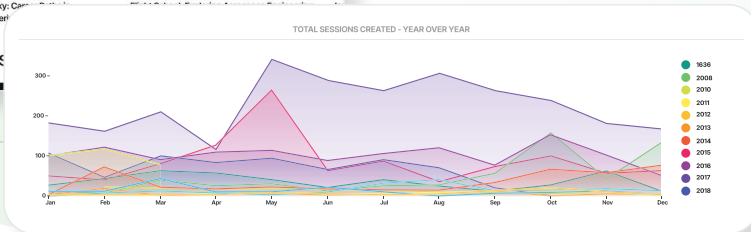
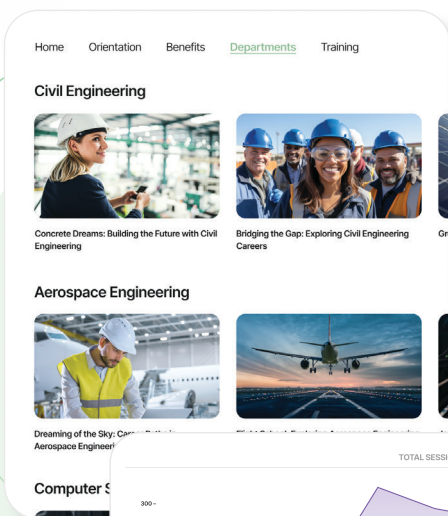
Set notifications to get automated standard reports delivered daily, weekly, or monthly to streamline intervention efforts across your business, from system updates to targeted training updates and more.

VISUALIZE. REFINE. ENGAGE.

# Ensure Video Training Makes the Grade

## Empower your training experts.

Easily filter data to reveal your organization's most prolific and effective content contributors. See which experts create the most content, from what source, and when, as well as total content views and pieces completed to measure impact. Uncover the effectiveness of training content and initiatives.



## Drive higher employee engagement.

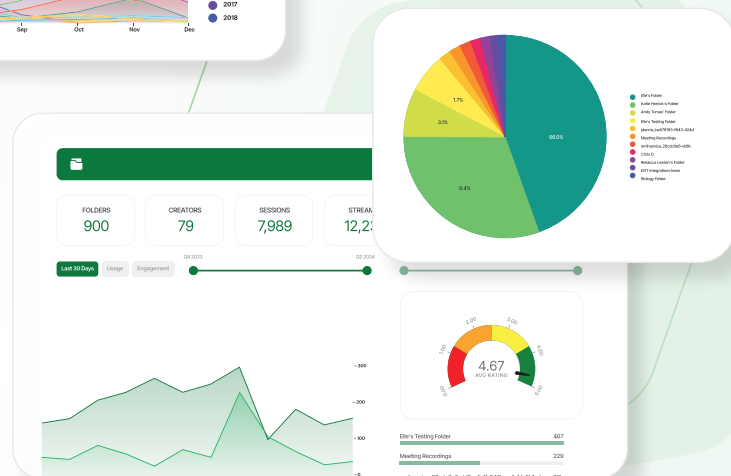
Compare usage metrics and employee interactions with different training content formats to determine what employees find to resonate. Use insights to implement best practices that will strengthen business outcomes.



Folder	Score
John's Folder	487
Katie Herrick's Folder	229
Andy Turner's Folder	211
Eli's Training Folder	150
stevens_ba07f81b-9543-424d-9e1b-4493f915d447	139
Meeting Recordings	138
emphasize_2b6c2a6f-cd9c-4c1f-847b-cc1afca501ed	125
Chris D	122

## Set alerts for analysis.

Set platform alerts configured to assessment protocols your business needs to stay competitive. Whether you're assessing ROI, content impact, or uncovering system trends, stay updated to drive innovation.



Want to connect? Visit [panopto.com](https://panopto.com)